

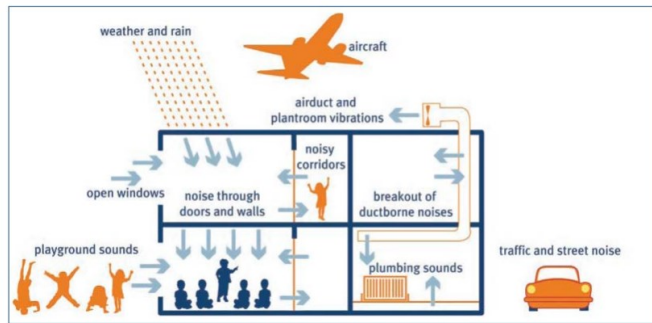
Deaf Awareness tips for the classroom

Good radio aid use:

- remember to mute
- no rustling against the microphone
- hand span from mouth



Always use subtitles for videos or provide a transcript.



Keep background noise to a minimum:

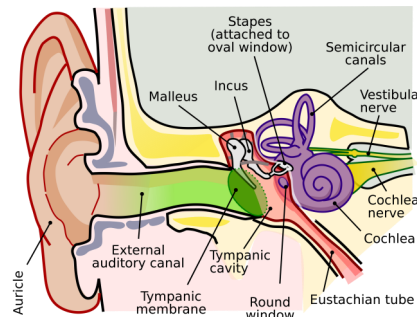
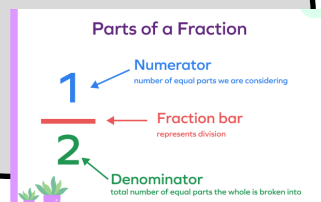
- shut windows and doors
- turn off noisy machines
- provide a quiet environment for group work
- turn-taking when speaking and reiterate comments

Make yourself as visible as possible when speaking:

- seat deaf students nearer the front
- don't move about when speaking
- have good lighting on your face



Put new topics into context and emphasise any new vocabulary.



Use visual support:

- images
- diagrams
- video clips
- drawings
- key words

Give clear messages:

- check understanding
- don't give messages at packing up time
- make sure homework and messages are understood
- tell IR staff important messages



Provide written materials so students can watch and listen:

- printed notes and handouts
- key vocabulary
- jot down comments from class